

How to Apply to FAFSA 2017-2018

STEP 1: Create your FSA ID:




All students applying for FAFSA will need to create an FSA Username and Password to submit the application. Your FSA ID will serve as your electronic signature. **Dependent students are required to use parent information on the FAFSA application and parents will need to create an FSA ID as well.**

If you already have a FSA ID go to STEP 2:

Go to fsaid.ed.gov

1. Enter your log-in information.
 - Provide your e-mail address, a unique username, and password, and verify that you are at least 13 years old.
2. Enter your personal information.
 - Provide your Social Security number, name, and date of birth.
 - Include your mailing address, e-mail address, telephone number, and language preference.
 - For security purposes, provide answers to five challenge questions.
3. Submit your FSA ID information.
 - Agree to the terms and conditions.
 - Verify your e-mail address. (This is optional, but helpful. By verifying your e-mail address, you can use your e-mail address as your username when logging into certain ED websites. This verification also allows you to retrieve your username or reset your password without answering challenge questions.)

STEP 2: Filling Out FAFSA online Application:

1. Go to www.fafsa.gov
2. Click on the  or  if you are a Returning Users
3. Select Enter your FSA ID or select Enter the Student's Information and click 
4. Make sure you have selected the correct FAFSA year. If you are planning to attend between July 1, 2017* and June 30, 2018 click on Start 2017-2018 FAFSA
*Early submission allows students to submit the 2017-2018 FAFSA as early as October 1, 2016
5. Create a Save Key (temporary use)
6. Complete all sections of the FAFSA application using your federal tax information (include your parent's tax information if you are a dependent student)

KCC's Federal School Code is 002276.

How to create an

FSA ID

The FSA ID — a username and password — has replaced the Federal Student Aid PIN and must be used to log in to certain U.S. Department of Education websites. Your FSA ID confirms your identity when you access your financial aid information and electronically sign Federal Student Aid documents. If you do not already have an FSA ID, you can create one when logging in to fafsa.gov, the National Student Loan Data System (NSLDS®) at www.nsls.ed.gov, StudentLoans.gov, StudentAid.gov, and Agreement to Serve (ATS) at www.teach-ats.ed.gov.



Tip: Important: Only the owner of the FSA ID should create and use the account. Never share your FSA ID.

Step 1

When logging in to one of the websites listed above, click the link to create an FSA ID.

Step 2

Create a username and password, and enter your e-mail address.

Step 3

Enter your name, date of birth, Social Security number, contact information, and challenge questions and answers.

Step 4

If you have a Federal Student Aid PIN, you will be able to enter it and link it to your FSA ID. You can still create an FSA ID if you have forgotten or do not have a PIN.

Step 5

Review your information, and read and accept the terms and conditions.

Step 6

Confirm your e-mail address using the secure code, which will be sent to the e-mail address you entered when you created your FSA ID. Once you verify your e-mail address, you can use it instead of your username to log in to the websites.

You can use your FSA ID to sign a FAFSA right away. Once the Social Security Administration verifies your information in one to three days, or if you have linked your PIN to your FSA ID, you will be able to use your FSA ID to access the websites listed above. For help, visit StudentAid.gov/fsaid.

COMMONLY CAUSED FAFSA ERRORS

- **WRONG SOCIAL SECURITY NUMBER (FOR STUDENT/PARENT)**
- **DIFFERENT LAST NAME**
- **NO NICKNAMES (USE YOUR GOVERNMENT NAME)**
- **WRONG DATE OF BIRTH (FOR STUDENT/PARENT)**
- **DON'T GUESS (IF YOU DON'T KNOW THE REQUIRED INFORMATION, FIND OUT BEFORE YOU SUBMIT IT)**

FSA ID Student Information

Email: _____

Username: _____

Password: _____

Security Question Answers

FSA ID Parent Information

Email: _____

Username: _____

Password: _____

Security Question Answers
